

Kazi Nazrul Islam Mahavidyalaya

Students' Feedback 2022-23

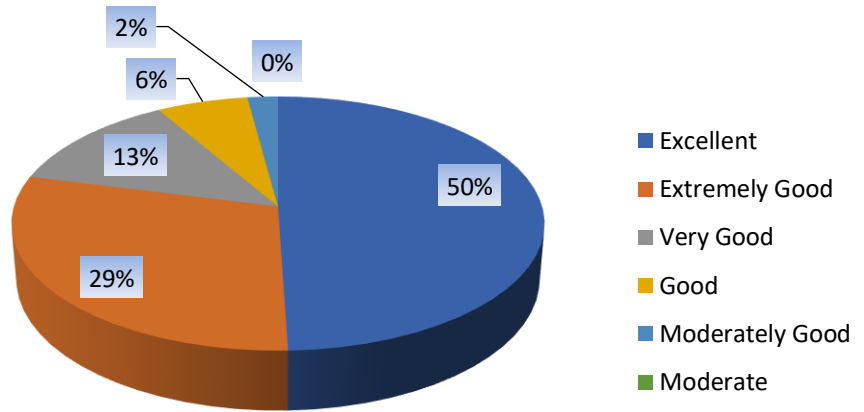
Options for Questions: Excellent, Extremely Good, Very Good, Good, Moderately Good, Moderate, Average, Poor, Very Poor, Extremely Poor

Feedback to Institute

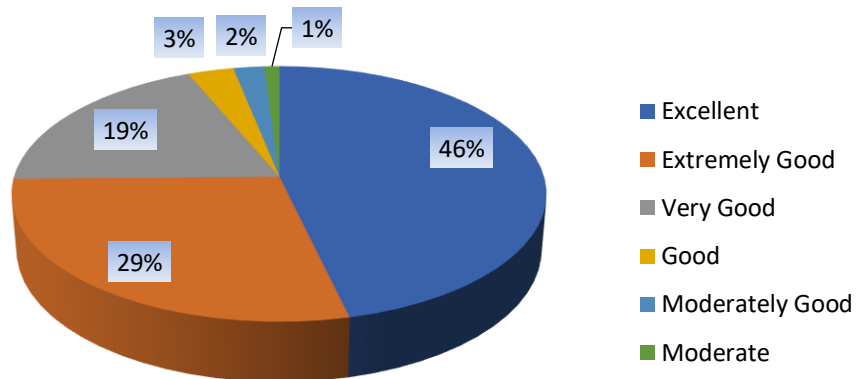
No of Feedback Submitted - 95

<p>Are the classes for Honours and General regular?</p>	<table border="1"><thead><tr><th>Category</th><th>Percentage</th></tr></thead><tbody><tr><td>Excellent</td><td>53%</td></tr><tr><td>Extremely Good</td><td>32%</td></tr><tr><td>Very Good</td><td>9%</td></tr><tr><td>Good</td><td>6%</td></tr><tr><td>Moderately Good</td><td>0%</td></tr><tr><td>Moderate</td><td>0%</td></tr></tbody></table>	Category	Percentage	Excellent	53%	Extremely Good	32%	Very Good	9%	Good	6%	Moderately Good	0%	Moderate	0%
Category	Percentage														
Excellent	53%														
Extremely Good	32%														
Very Good	9%														
Good	6%														
Moderately Good	0%														
Moderate	0%														
<p>Was the syllabus completely covered in the classroom?</p>	<table border="1"><thead><tr><th>Category</th><th>Percentage</th></tr></thead><tbody><tr><td>Excellent</td><td>48%</td></tr><tr><td>Extremely Good</td><td>30%</td></tr><tr><td>Very Good</td><td>9%</td></tr><tr><td>Good</td><td>8%</td></tr><tr><td>Moderately Good</td><td>5%</td></tr><tr><td>Moderate</td><td>0%</td></tr></tbody></table>	Category	Percentage	Excellent	48%	Extremely Good	30%	Very Good	9%	Good	8%	Moderately Good	5%	Moderate	0%
Category	Percentage														
Excellent	48%														
Extremely Good	30%														
Very Good	9%														
Good	8%														
Moderately Good	5%														
Moderate	0%														

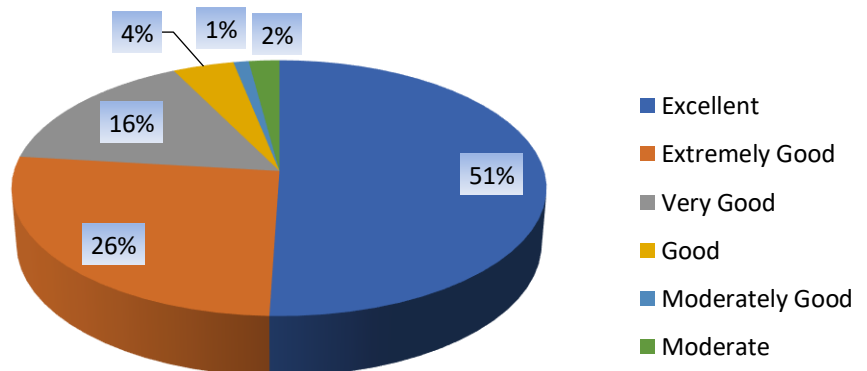
Do you find the teachers easily accessible as regards expressing your various problems and grievances?



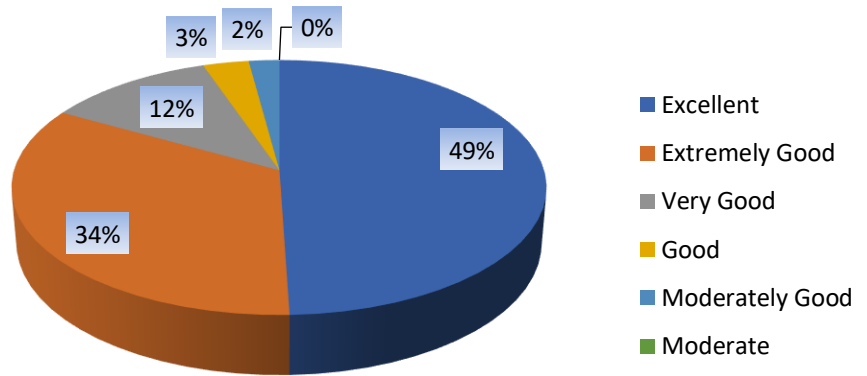
Are the teachers punctual in attending the class?



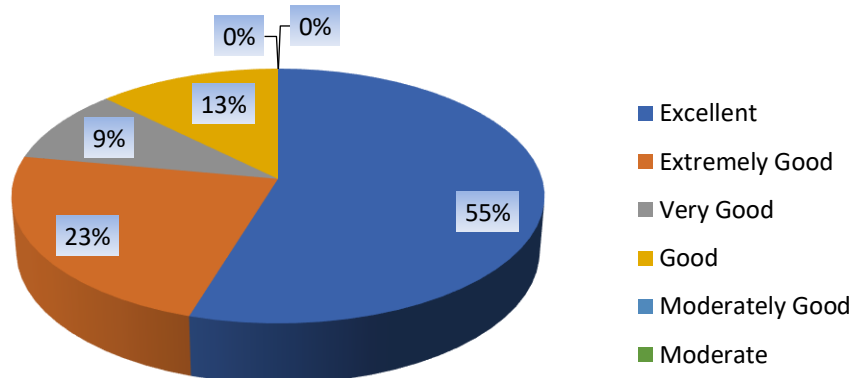
What help do the teachers provide in building your confidence and personality?



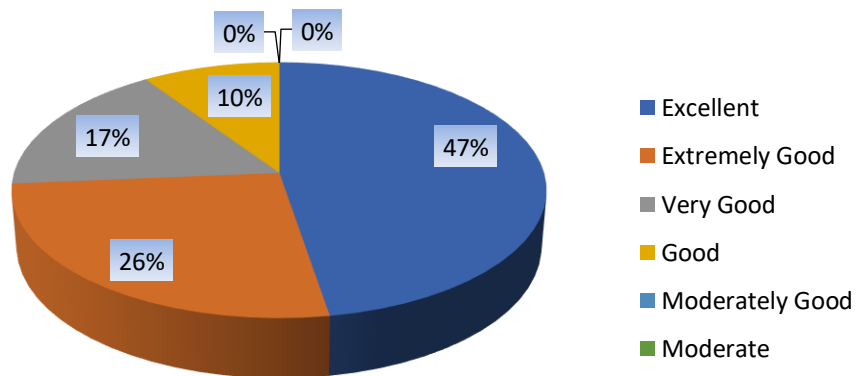
Do the teachers provide you with the materials, notes, books etc. related to the curriculum?



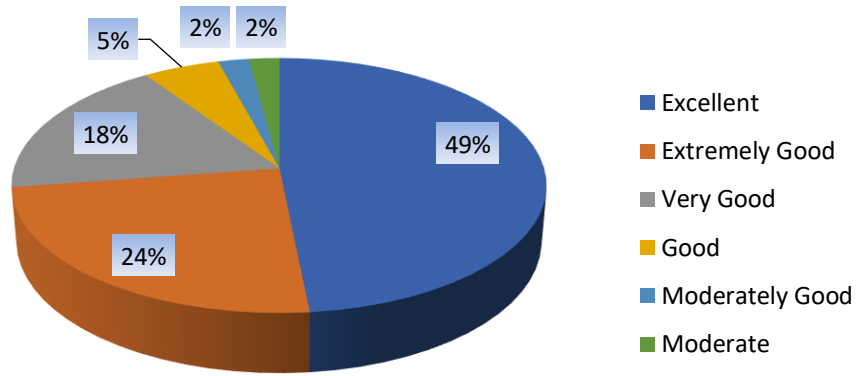
Is the library equipped with enough and quality books for your perusal?



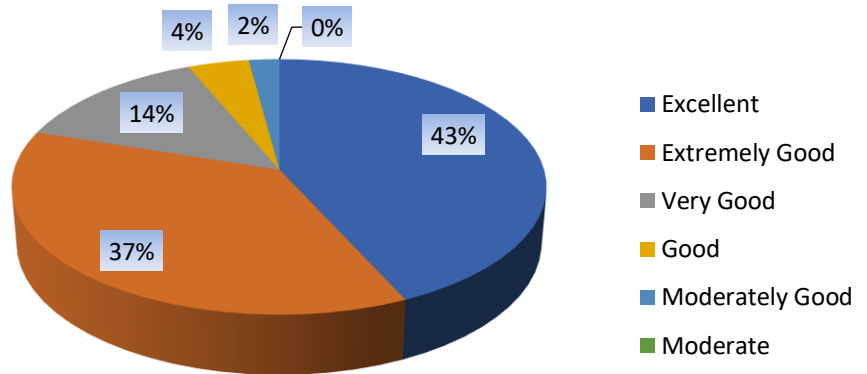
Did the instructional materials increase your knowledge and skills in the subject matter?



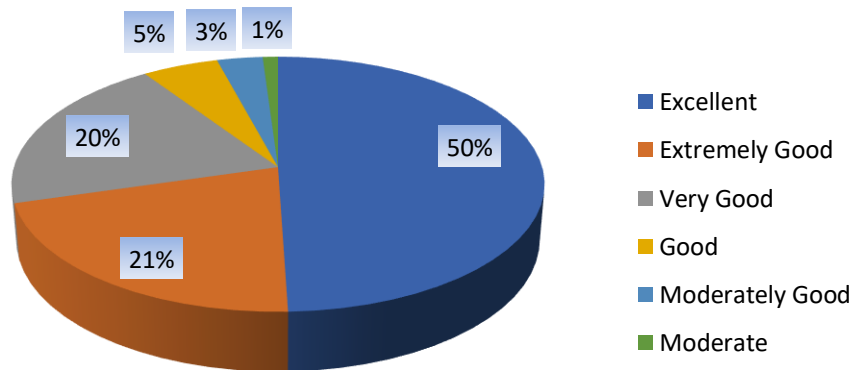
Did the teacher effectively explain and illustrate course concepts?



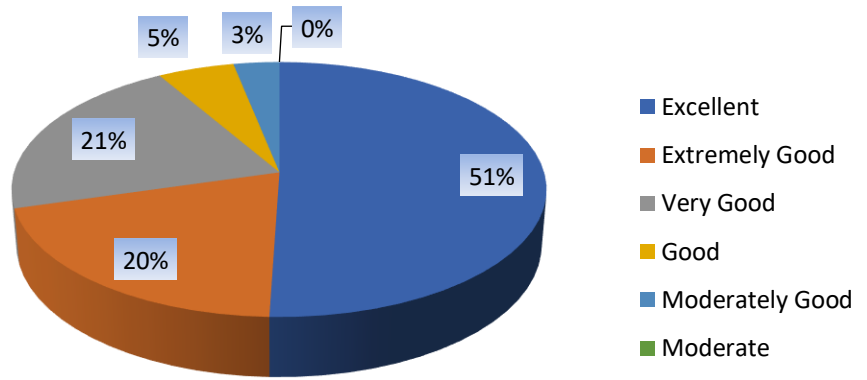
Did the teacher create a welcoming and inclusive learning environment?



Are the instructors well prepared for the classes?



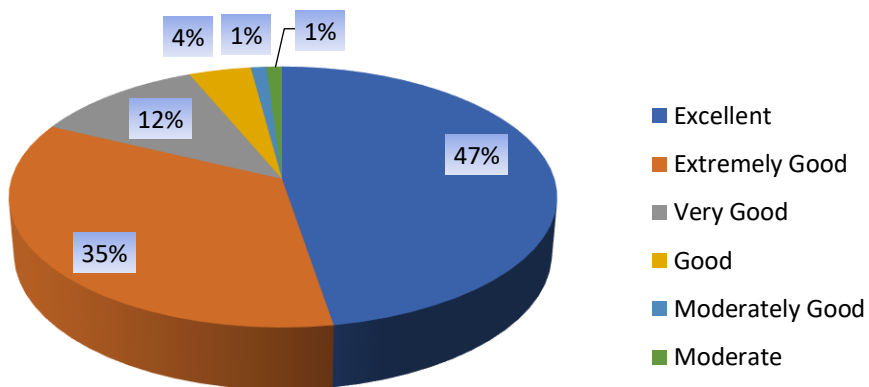
Are the teachers efficient in communication and easy to understand?



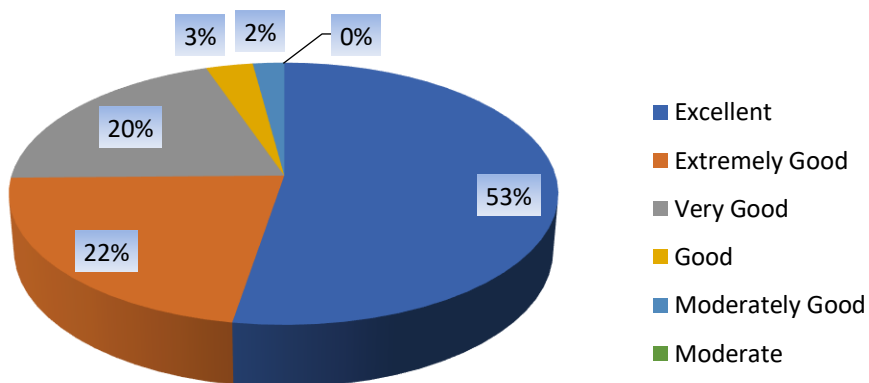
Feedback to Library

No of Feedback Submitted - 95

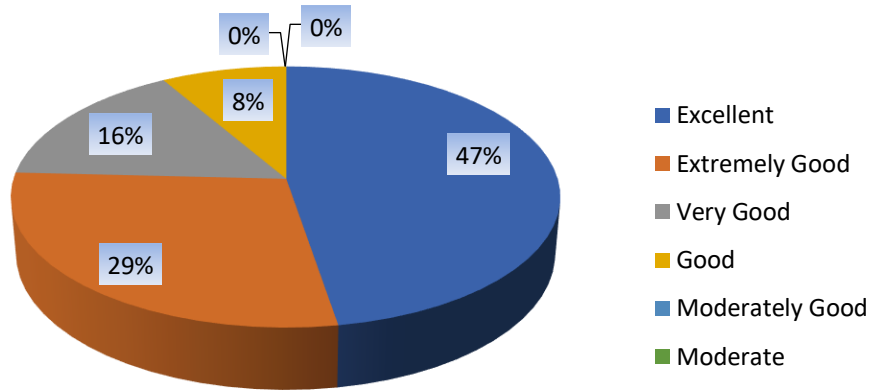
Are the Library Staff co-operative and helpful



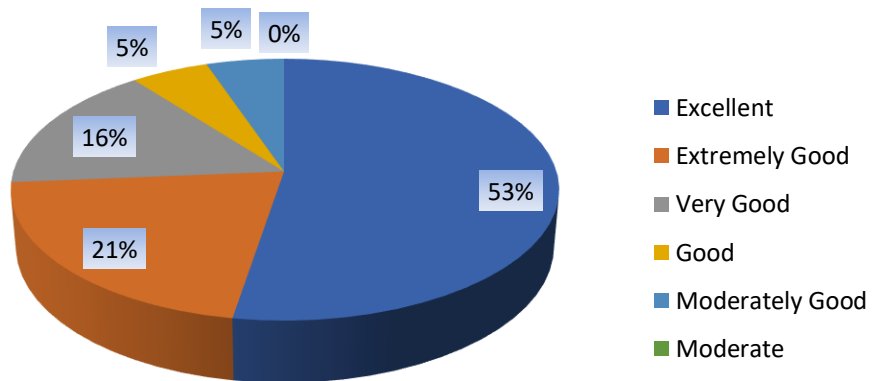
Are the required numbers of titles in your Subject available in the Library



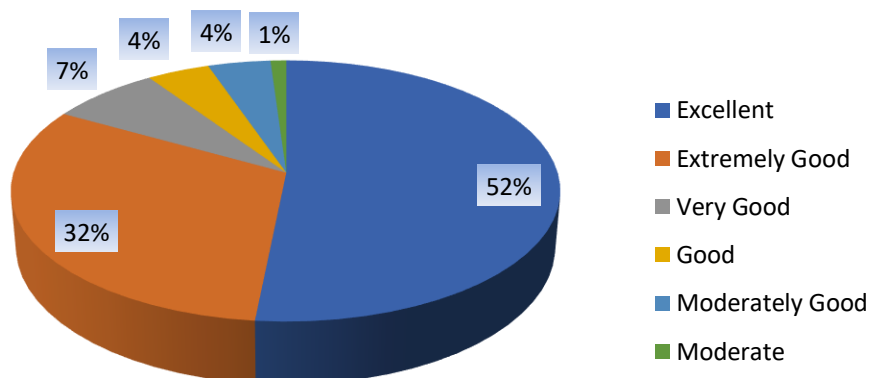
Are you able to access ICT facility as and when required?



Are you able to avail the Xerox facility in the Library?



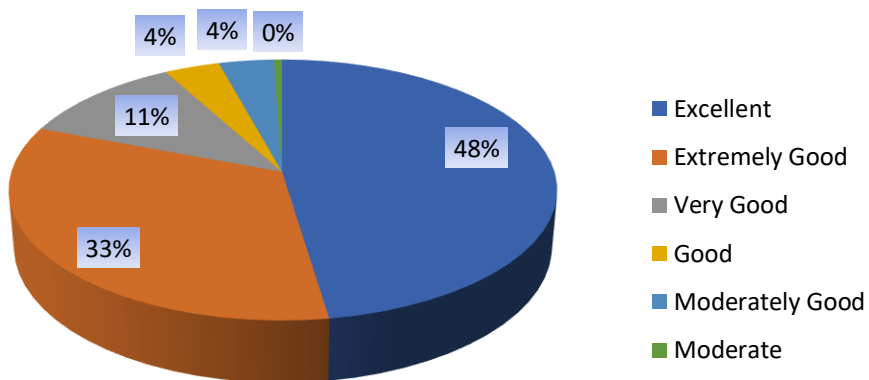
Is library managed effectively to help students?



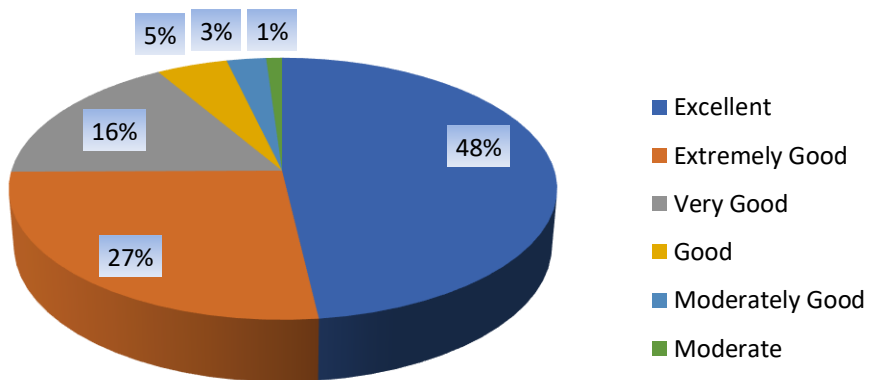
Feedback to Department

No of Feedback Submitted - 95

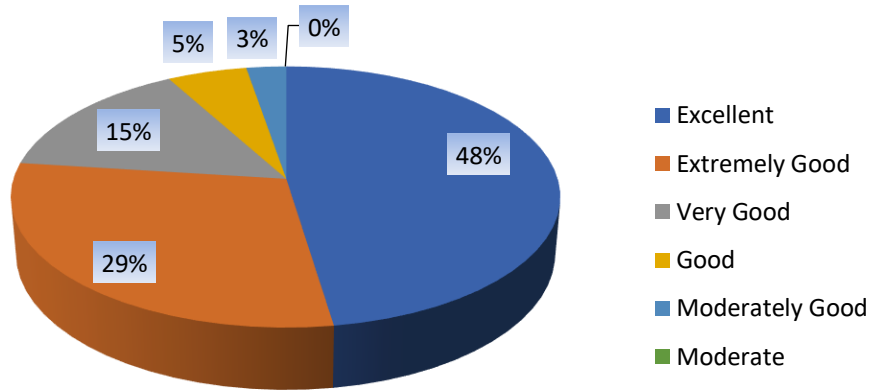
Theoretical and Practical (wherever applicable) classes are taken by the teachers according to Routine.



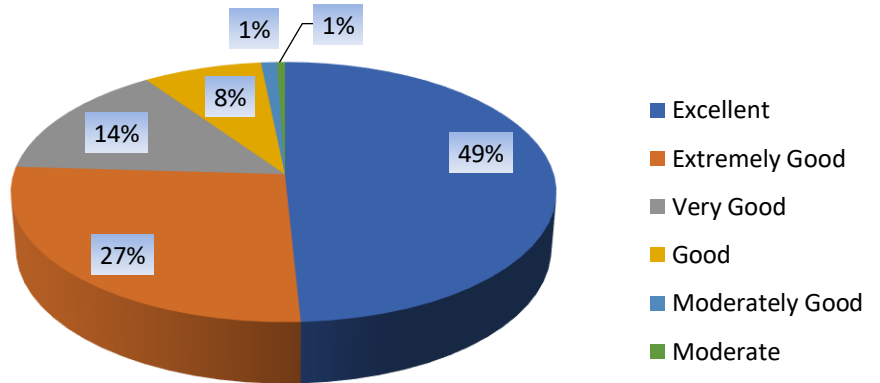
Co-operation of the Non Teaching staff



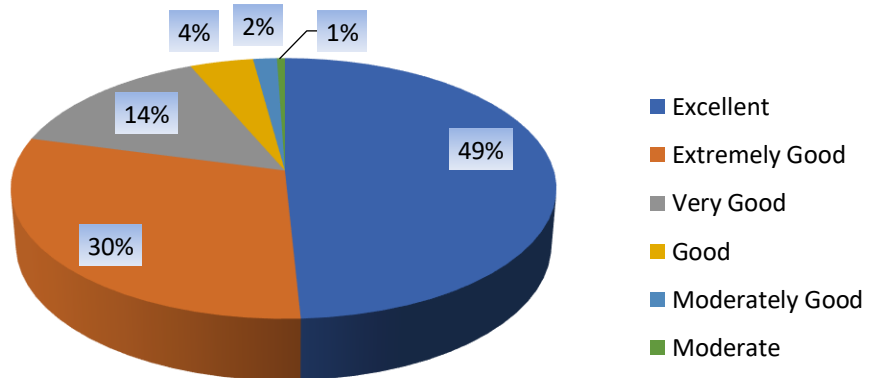
Adequacy of the ICT facilities and Laboratory equipments



Sufficiency of books in Seminar Library



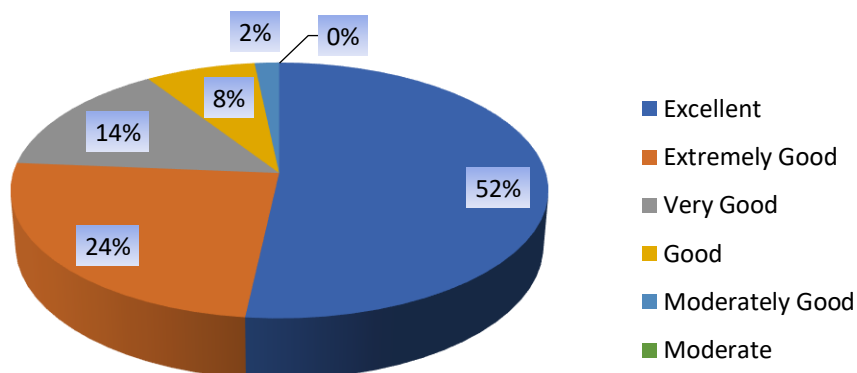
Overall impression about the Department



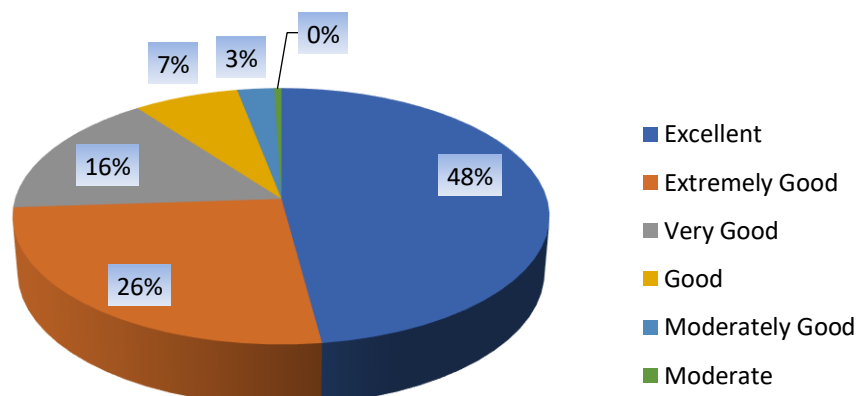
Feedback to Faculty

No of Feedback Submitted - 95

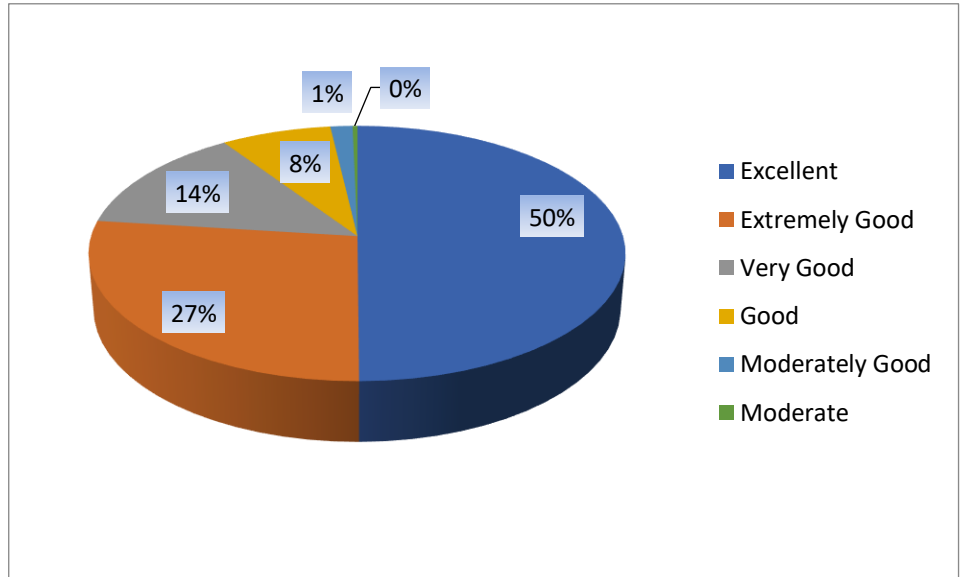
Focus on Syllabi and Interest generated by the teacher in the subject



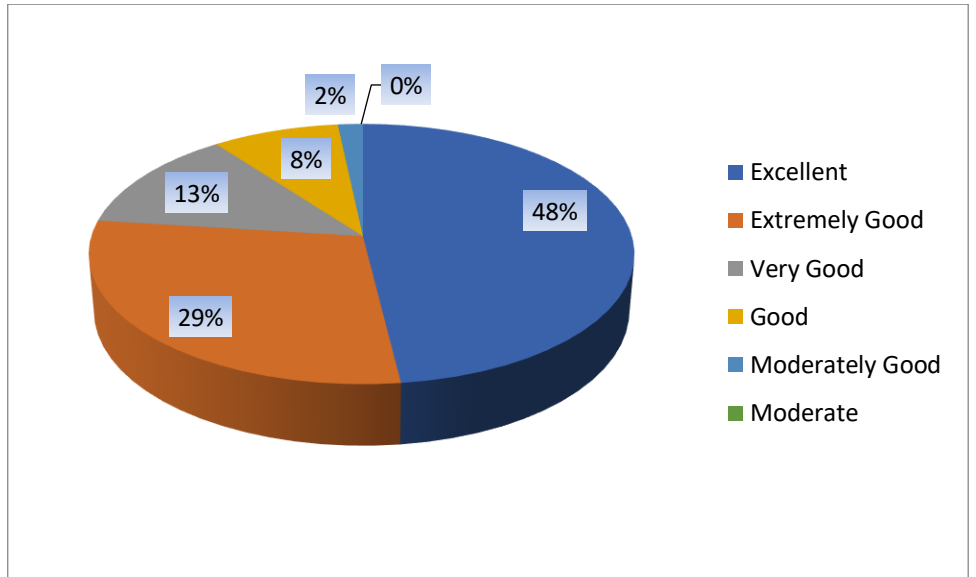
Self-confidence and Knowledge base of the teacher in the subject



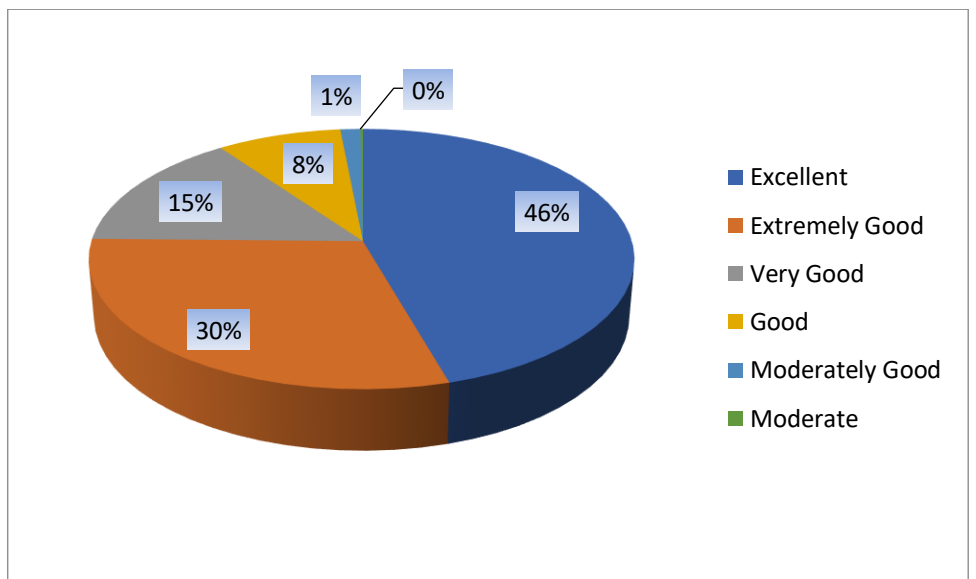
Communication Skill and Delivery of structured lecture by teacher



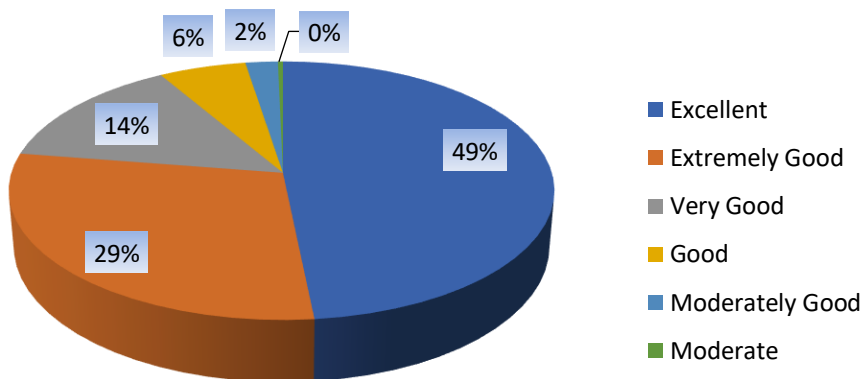
Punctuality and Regularity of the teacher



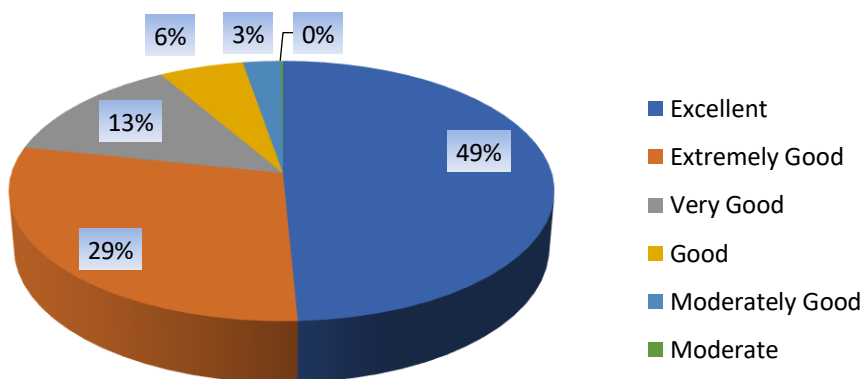
Accessibility of the teachers in and out of the class (including availability of the teacher to motivate further study and discussion outside class)



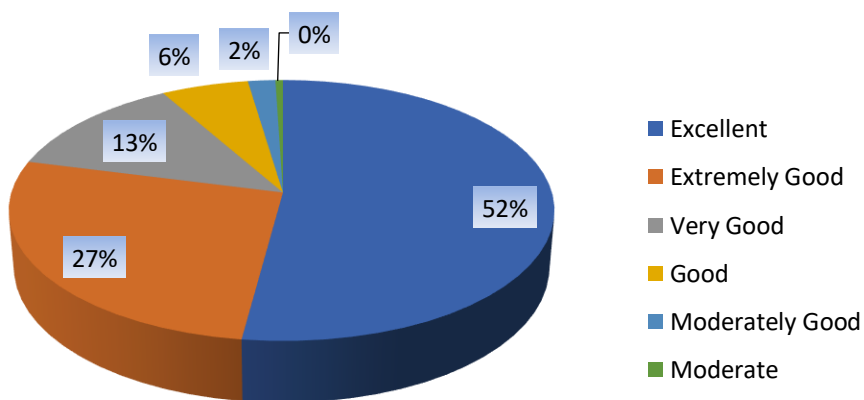
Use of teaching aids
(OHP/Blackboard /PPTs)



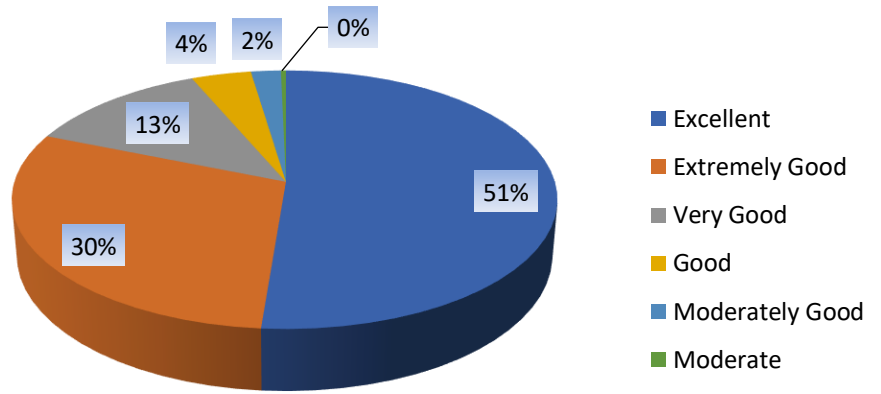
Constructive suggestions to
improve the department



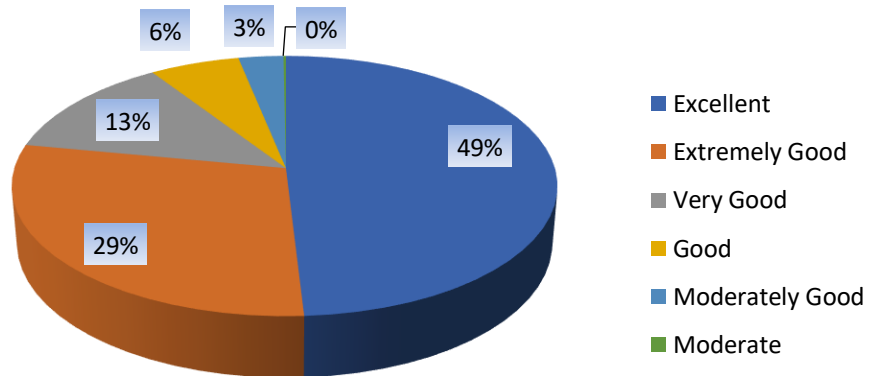
Helping approach towards
varied academic interests of
students



Helping students in providing study material which is not readily available in the text books, say e-resources, e-journals, reference books, open course wares etc



Control over the class



Kazi Nazrul Islam Mahavidyalaya

Faculty Feedback 2022-23

Options for Questions: Excellent, Moderate, Average,

Extremely Good, Poor, Very Poor,

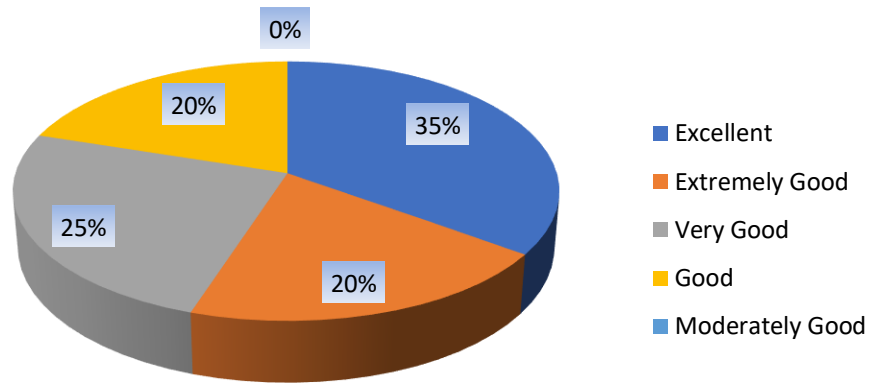
Very Good, Good, Moderately Good, Extremely Poor

Feedback to Institute

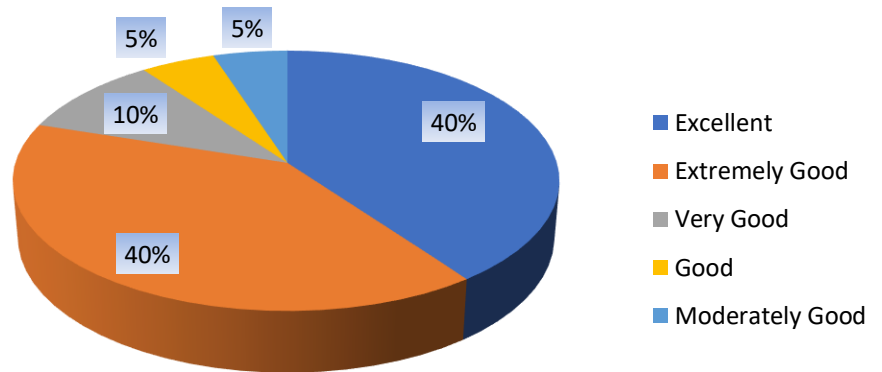
No of Feedback Submitted - 20

<p>Infrastructural facilities are available in the college</p>	<p>A 3D pie chart showing the distribution of feedback for the statement 'Infrastructural facilities are available in the college'. The chart is divided into five segments: Excellent (40%), Extremely Good (35%), Very Good (25%), Good (0%), and Moderately Good (0%). A legend on the right lists the categories with their corresponding colors: Excellent (dark blue), Extremely Good (orange), Very Good (grey), Good (yellow), and Moderately Good (light blue).</p> <table border="1"><thead><tr><th>Category</th><th>Percentage</th></tr></thead><tbody><tr><td>Excellent</td><td>40%</td></tr><tr><td>Extremely Good</td><td>35%</td></tr><tr><td>Very Good</td><td>25%</td></tr><tr><td>Good</td><td>0%</td></tr><tr><td>Moderately Good</td><td>0%</td></tr></tbody></table>	Category	Percentage	Excellent	40%	Extremely Good	35%	Very Good	25%	Good	0%	Moderately Good	0%
Category	Percentage												
Excellent	40%												
Extremely Good	35%												
Very Good	25%												
Good	0%												
Moderately Good	0%												
<p>The environment in the College is conducive to teaching-learning and research</p>	<p>A 3D pie chart showing the distribution of feedback for the statement 'The environment in the College is conducive to teaching-learning and research'. The chart is divided into five segments: Excellent (60%), Extremely Good (30%), Very Good (0%), Good (5%), and Moderately Good (5%). A legend on the right lists the categories with their corresponding colors: Excellent (dark blue), Extremely Good (orange), Very Good (grey), Good (yellow), and Moderately Good (light blue).</p> <table border="1"><thead><tr><th>Category</th><th>Percentage</th></tr></thead><tbody><tr><td>Excellent</td><td>60%</td></tr><tr><td>Extremely Good</td><td>30%</td></tr><tr><td>Very Good</td><td>0%</td></tr><tr><td>Good</td><td>5%</td></tr><tr><td>Moderately Good</td><td>5%</td></tr></tbody></table>	Category	Percentage	Excellent	60%	Extremely Good	30%	Very Good	0%	Good	5%	Moderately Good	5%
Category	Percentage												
Excellent	60%												
Extremely Good	30%												
Very Good	0%												
Good	5%												
Moderately Good	5%												

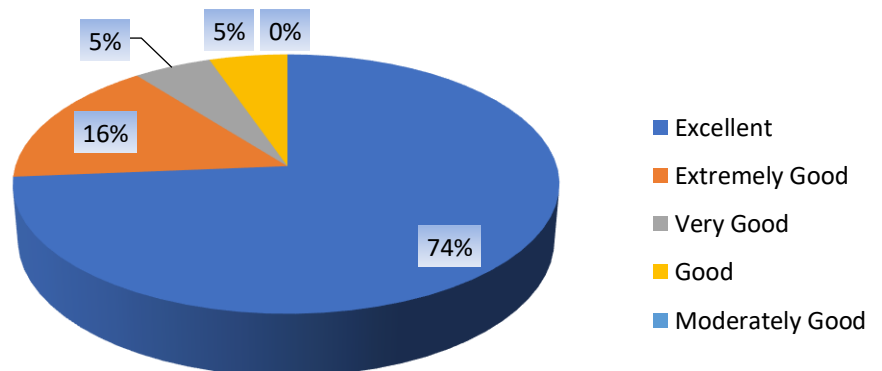
Contents of curriculum are as per the requirement of students



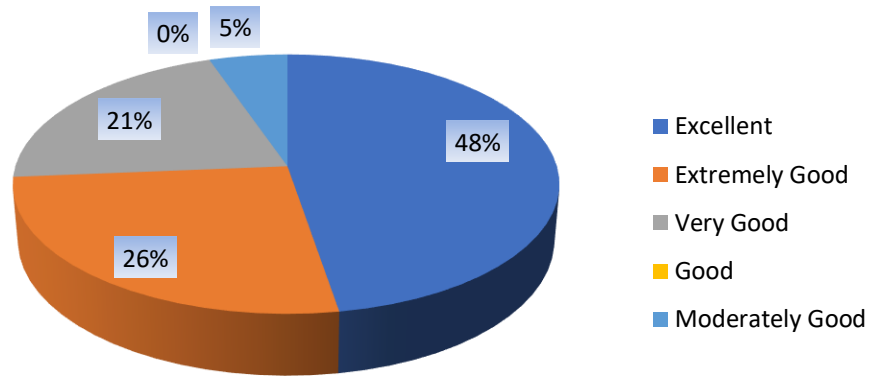
The college provides adequate opportunities and support to faculty members for upgrading their skills and qualifications



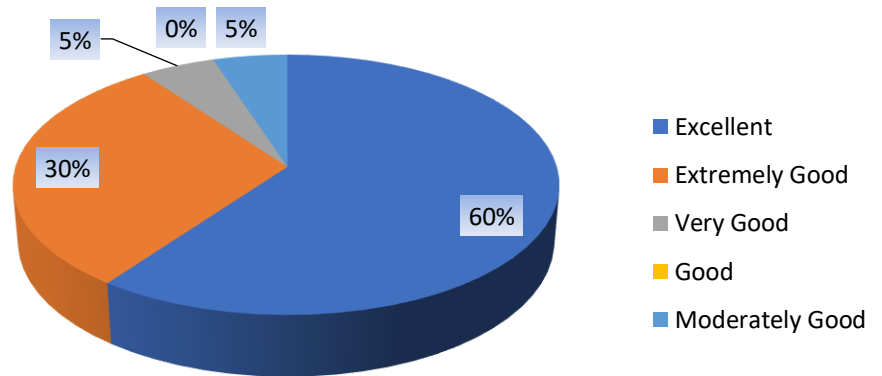
The prescribed books are available in the Library in Sufficient numbers



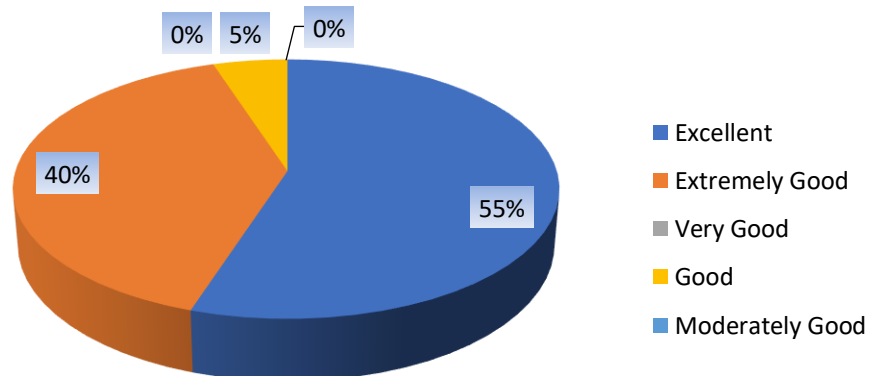
I have the freedom to adopt new techniques / strategies of testing and assessment of students



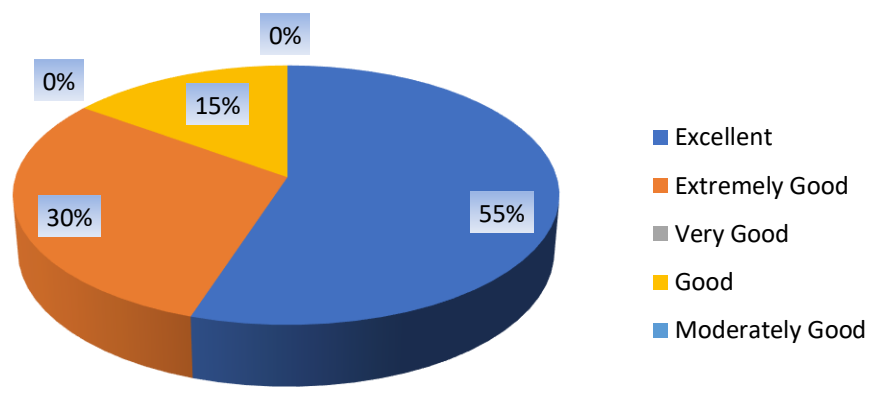
ICT facilities are adequate in the classroom



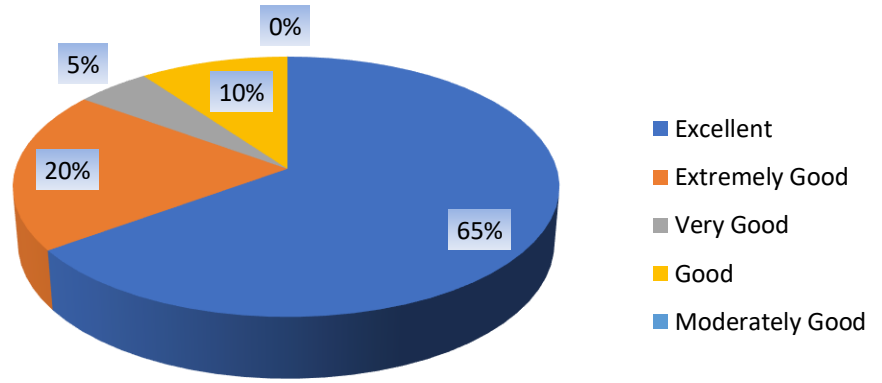
The college staff collectively brainstorms on resolutions to provide effective learning



The college puts equal emphasis on academics as well as sports



The college staff has good knowledge in their areas of teaching



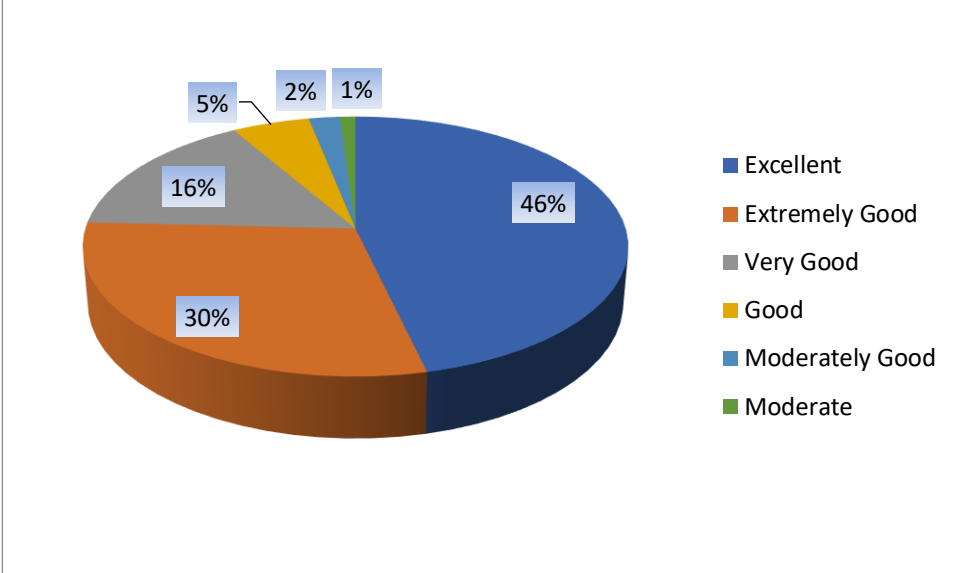
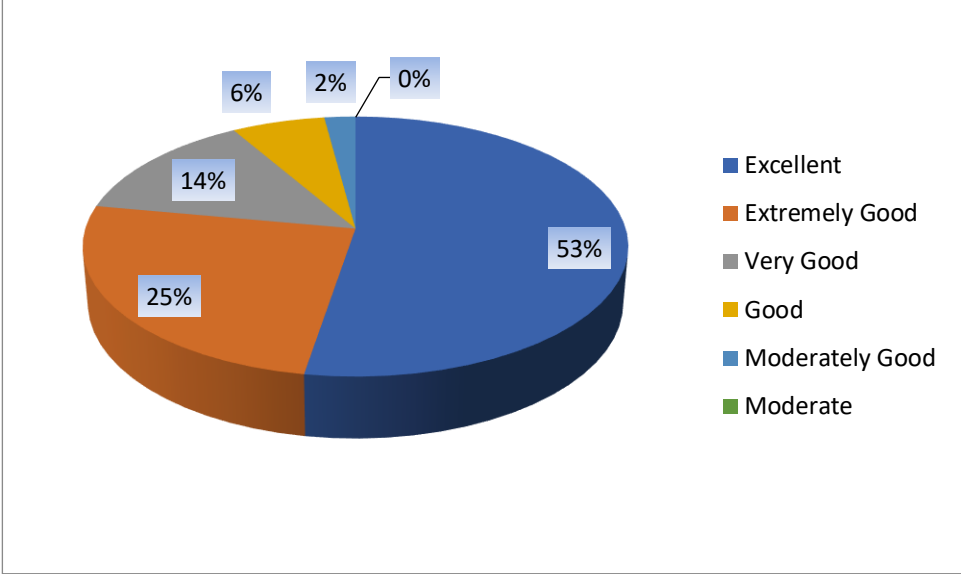
Kazi Nazrul Islam Mahavidyalaya

Guardian Feedback 2022-23

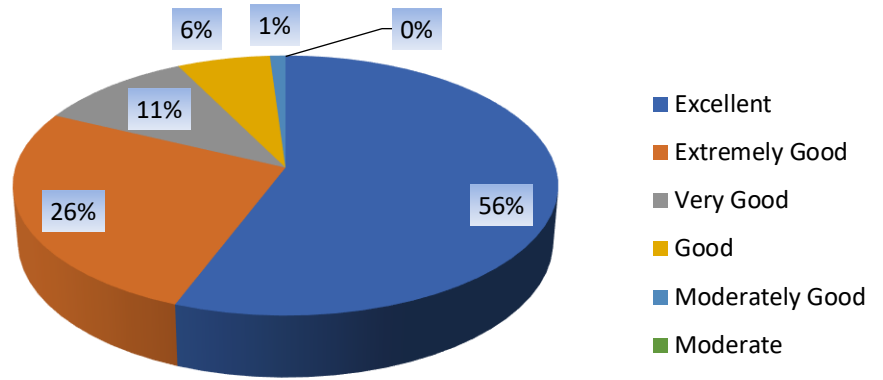
Options for Questions: Excellent, Extremely Good, Very Good, Good, Moderately Good, Moderate, Average, Poor, Very Poor, Extremely Poor

Feedback to Institute

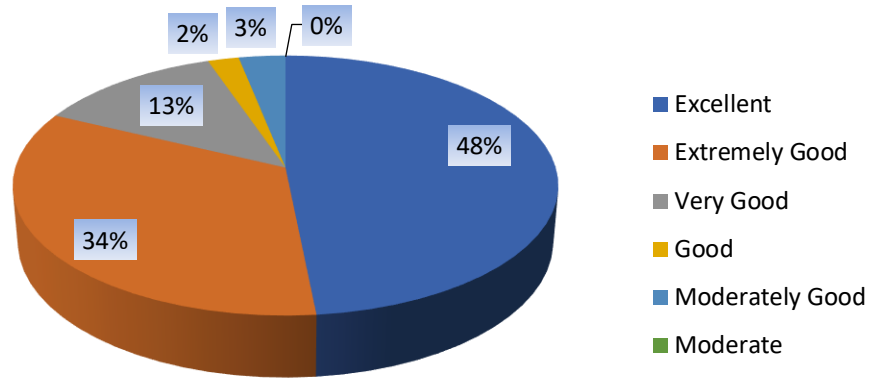
No of Feedback Submitted - 95

Admission Procedure	 <p>A 3D pie chart showing the distribution of feedback for the Admission Procedure. The largest slice is 'Excellent' at 46%, followed by 'Extremely Good' at 30%, 'Very Good' at 16%, 'Good' at 5%, 'Moderately Good' at 2%, and 'Moderate' at 1%.</p> <table border="1"><thead><tr><th>Category</th><th>Percentage</th></tr></thead><tbody><tr><td>Excellent</td><td>46%</td></tr><tr><td>Extremely Good</td><td>30%</td></tr><tr><td>Very Good</td><td>16%</td></tr><tr><td>Good</td><td>5%</td></tr><tr><td>Moderately Good</td><td>2%</td></tr><tr><td>Moderate</td><td>1%</td></tr></tbody></table>	Category	Percentage	Excellent	46%	Extremely Good	30%	Very Good	16%	Good	5%	Moderately Good	2%	Moderate	1%
Category	Percentage														
Excellent	46%														
Extremely Good	30%														
Very Good	16%														
Good	5%														
Moderately Good	2%														
Moderate	1%														
Response from Office	 <p>A 3D pie chart showing the distribution of feedback for the Response from Office. The largest slice is 'Excellent' at 53%, followed by 'Extremely Good' at 25%, 'Very Good' at 14%, 'Good' at 6%, 'Moderately Good' at 2%, and 'Moderate' at 0%.</p> <table border="1"><thead><tr><th>Category</th><th>Percentage</th></tr></thead><tbody><tr><td>Excellent</td><td>53%</td></tr><tr><td>Extremely Good</td><td>25%</td></tr><tr><td>Very Good</td><td>14%</td></tr><tr><td>Good</td><td>6%</td></tr><tr><td>Moderately Good</td><td>2%</td></tr><tr><td>Moderate</td><td>0%</td></tr></tbody></table>	Category	Percentage	Excellent	53%	Extremely Good	25%	Very Good	14%	Good	6%	Moderately Good	2%	Moderate	0%
Category	Percentage														
Excellent	53%														
Extremely Good	25%														
Very Good	14%														
Good	6%														
Moderately Good	2%														
Moderate	0%														

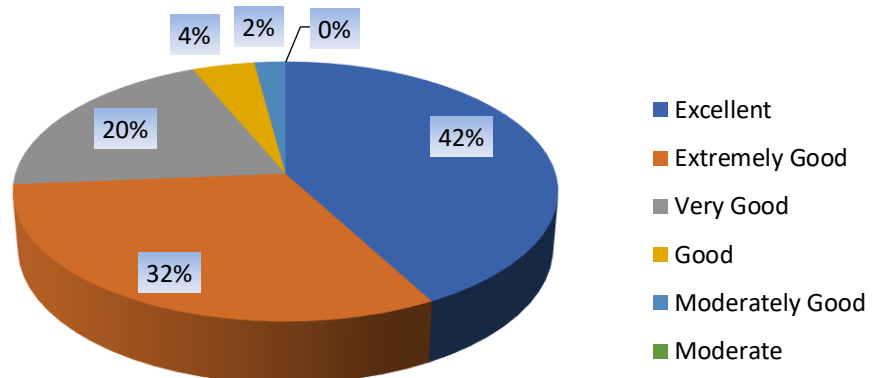
Support of Teaching Staff



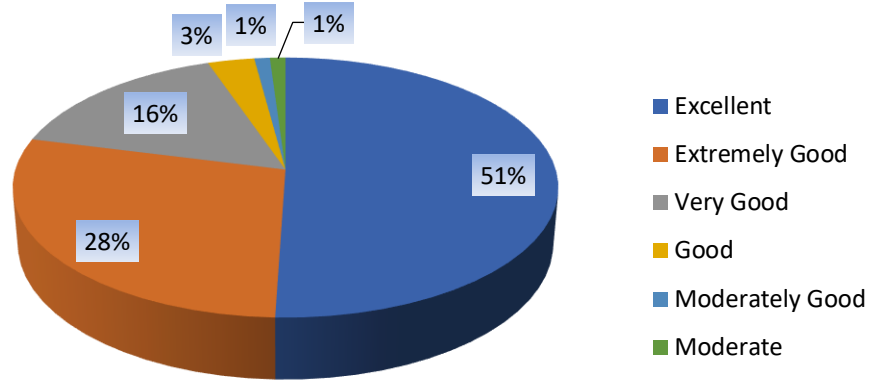
Infrastructue of the campus



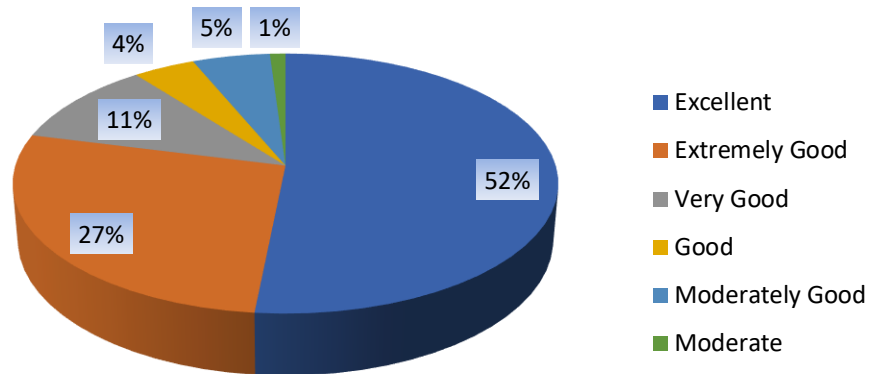
Campus environment



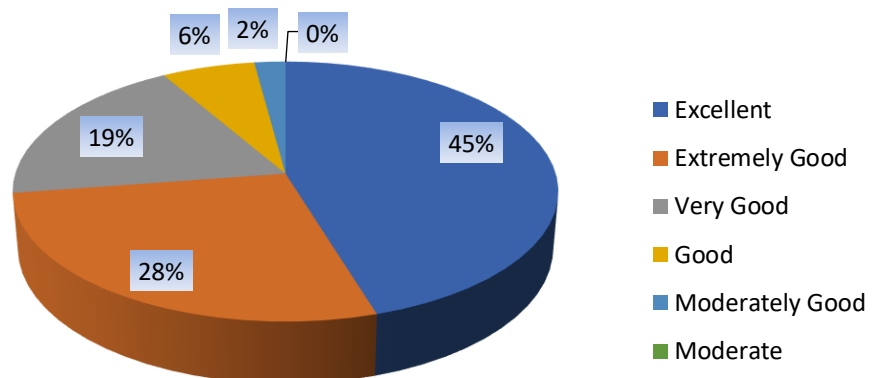
Administration and Principal



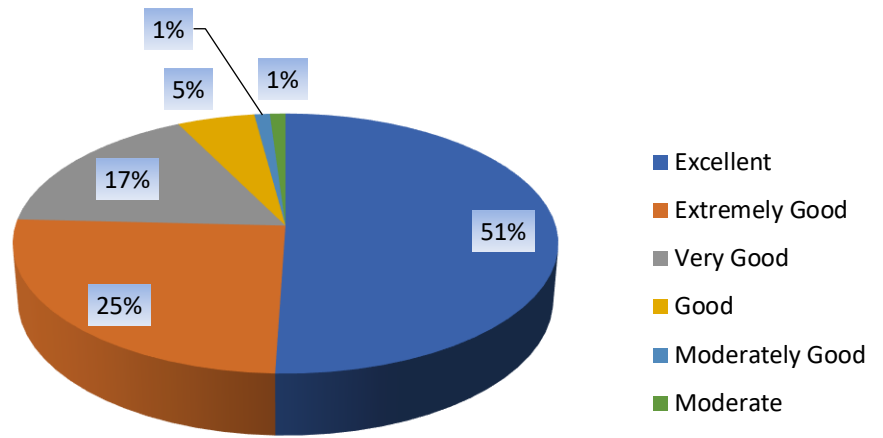
Health service and First Aid facility



Discipline in the Campus



Your satisfaction with your Ward Progression



What is your general opinion regarding the College

